

The PerfectLine® Family of Fiberglass Products



The **PerfectLine®** Family of Fiberglass Products offers quality craftsmanship and durability. From the low profile "20 Series" Boxes to the high capacity "50 Series" Boxes, everything from paint cans to fishing poles can be safely stored and secured. Strong enough to sit on and easily secured to any surface, the PerfectLine Family® of Dock Boxes are so finely built that they are often found on the foredeck and cockpits of luxury yachts.

FEATURES

- Flat lids are constructed with foam core for strength and will accommodate seating.
- Continuous heavy duty aluminum hinges attached with heavy duty rivets.
- Optional stainless steel piano hinge, machine screws, and lock nuts.
- All resins and gelcoats are pure, marine grade isophthalics — no fillers are ever used.
- Stainless steel locking hasp and stainless steel lid retainer cable.
- Off-white interior gelcoat.
- UV gelcoat for long lasting protection and appearance.
- Molded-in non-skid surface on flat lids.

Test Data of Fiberglass and Polyester Resin Combination:

Properties	Dry	Wet*
Glass content, % wt. ±1%	28.5 - 32.5	28.5 - 32.5
Tensile Strength, psi	9,500 - 13,000	8,400 - 10,500
Flexural Strength, psi	22,000 - 27,000	19,000 - 20,400
Flexural Modulus, psi x 10 ⁶	0.952 - 1.116	0.680 - 0.771

* 24-hour boil in deionized water, gives indication of long-term performance.

The PerfectLine® of Dock Boxes

20 Series...

The "20 Series" of PerfectLine® Dock Boxes allows for marinas and yacht clubs to offer their clients 3 different capacity boxes while at the same time keeping the appearance of the dock uniform due to the uniformity and low profile in the height and depth of the boxes.

Shown below are the 1420, 1520, and 1720 dock boxes.



Model 1420

42" Long x 20" Deep x 20" High



Model 1520

57" Long x 20" Deep x 20" High



Model 1720

72" Long x 20" Deep x 20" High

The PerfectLine® of Dock Boxes

50 Series...

The "**50 Series**" of PerfectLine® Dock Boxes allows for storage of larger and taller items. With the same quality and standard features of the "20 Series" Boxes, these boxes will give you years of use for different types of storage.



Model 1550

53 1/2" Long x 26" Deep x 24" High

The PerfectLine® Dock Boxes are ideally suited for use on docks, patios, pool decks, or anywhere a durable storage box is needed for anything from wet items to caustic chemicals.

Shown left and below are the 1550 and 1750 dock boxes.



Model 1750

96" Long x 26" Deep x 24" High

The PerfectLine® of Dock Boxes

New Raised Lid and Custom Name/Logo



Shown is the 1520 model with new front hasp plate, retainer spring/cable, and offset stainless steel hinge with machine screws and lock nuts.

("Bahia Mar" name and logo is the property of Bahia Mar Resort, Fort Lauderdale, Florida, USA)

The PerfectLine® of Dock Boxes now offers a raised lid on the "**20 Series**" dock boxes. For marina and dock owners that are looking for an option to the traditional flat-top dock boxes, the new raised lid offers a richer look. This lid is designed to compliment the new "**TR20**" trash receptacle offering the opportunity to create a consistent look on any dock.



Custom molds can be designed and manufactured to allow marinas and yacht clubs the ability to personalize both the dock boxes and trash receptacles with their name and/or logo. A one-time setup fee will be charged for the custom mold. All custom molds will be maintained and stored in the event replacement parts are ever needed.

Triangular Dock Boxes

Features: These triangular boxes allow for mounting a power center on the front face of the #1830 or having it recessed into the face of the #1832. All lids are of foam core construction and will accommodate seating. Stainless steel locking hasp and lid retainer cable. White gelcoat interior finish. Continuous hinges are of heavy-duty aluminum and fastened with heavy-duty rivets. All resins and gelcoats are pure, marine grade isophthalics.

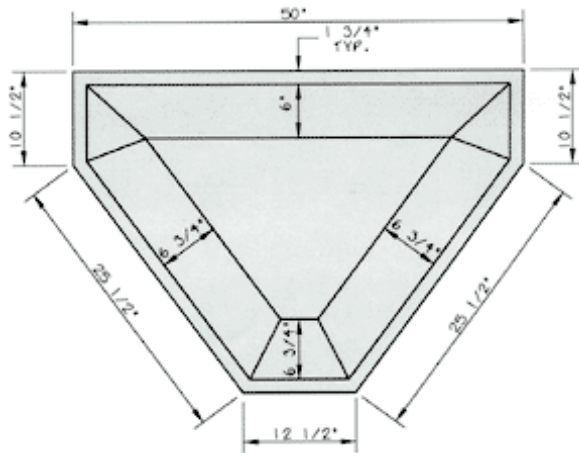


Model 1830
12-1/2" Front
50" Back
29" Front to Back
30" High

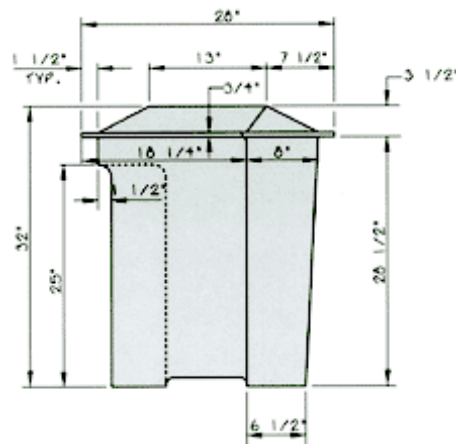
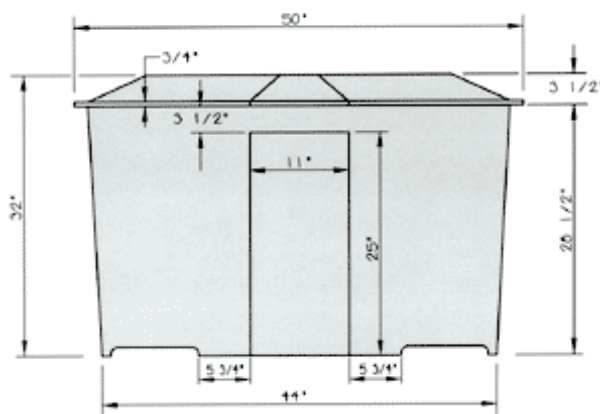


Model 1832
12-1/2" Front
50" Back
29" Front to Back
32" High

New Style Triangular Dock Box



The new model **1850** offers the same dimensions and capacity as the current model 1832. The **1850** offers better styling with smoother lines and a white interior gelcoat. The **1850** can accommodate most models of power centers currently on the market, allowing the marina operator to combine both storage capacity, water and electric in one central location for their customers.



Trash & Recycle Containers

The New "TR20"

The "TR20" has many new features that models currently found on the waterfront do not offer:

- All fiberglass construction
- All stainless steel hardware
- Heavy-duty piano hinge
- Retaining spring & cable for lid
- Low profile and size
- Accommodates 20 gallon Rubbermaid container
- Ease of maintenance
- Footprint - 16" x 16";
Height - 25";
Lid - 24" x 24"



Model 6402

- 25" Wide x 21" Deep x 28" High
- 32 gallon capacity
- Corrosion resistant
- Aluminum hinges
- Uses standard trash bags
- Easy maintenance
- Flange mount base




Fiberglass Dock/Cockpit Steps

Single Step w/ Handles

Model 2101

16" Wide x 20" Long x 13" High

Features: Plywood reinforcing glassed in for strength. Non-skid matting on top for sure footing. Lifting handles, vinyl bottom trim.



Single Step w/ Hinges

Model 2202

16" Wide x 20" Long x 13" High

Features: Solid fiberglass lid which opens for storage inside. Stainless steel hinge. Non-skid footing on top. Lifting handles, vinyl bottom trim.



Fiberglass Square Cone Piling Caps

45° Peak

Features:

- Four inch skirt depth
- Peak angle 45 degrees
- Order by nominal size: 12", 14", or 18"



60° Peak

Features:

- Six inch skirt depth
- Peak angle 60 degrees
- 14" square ID



Comparison of 45° vs. 60° peak

ALSO AVAILABLE: Piling caps in injection-molded polymer, featured in our "Piling Caps" category.

Options / Additions



Webbed Interior



Stainless Steel Vent

Custom Sizes and Colors...

Custom orders are available for large quantities (50+) of dock boxes, trash containers, and/or piling caps. A "color chip" referencing the specific manufacturer, color, and color number is required for accurate color matching.

Custom size dock boxes are available for orders of 100+. Specific drawings and dimensions are required.

A 50% deposit is required for all orders of 10+. For custom orders, the deposit is non-refundable.